

foursquares







MENUi – Functional Update Installation Document 3.0

Installation

Functional Update 3.0 updates the MENUi tool to use a new type of *Place Holder* menu option. Place holders can be viewed as a way to reserve an option number for future use. Place holders only work on dynamically assigned option numbers. For example, if you have place holder in the first position of your menu, menu option numbers will start with option 2. Place holder options will not display on a menu when presented to a user, and cannot be called. A list of objects updated can be found in source file #XSRCFU3, member README in library #MENUi. This functional update also includes minor bug fixes.

The steps that are required are as follows:

	1.	Create a save file (SAVF) on the System i using the command: CRTSAVF QGPL/#MENUIFU3
	2.	Download the MENUIFU3 save file (SAVF) from the www.foursquares.ca website to C:\ using your favorite web browser.
	3.	FTP the downloaded save file (SAVF) to your System i into library QGPL into the save file #MENUIFU3 created above.
		**** BE SURE YOU HAVE A BACKUP OF LIBRARY #MENU BEFORE YOU BEGN ****
	4.	Restore the objects in library #MENUIFU3 using command: RSTOBJ OBJ(*ALL) SAVLIB(#MENUIFU3) DEV(*SAVF) SAVF(QTEMP/#MENUIFU3) MBROPT(*ALL) ALWOBJDIF(*ALL) RSTLIB(#MENU) OUTPUT(*PRINT)