





MENUi – Functional Update Installation Document 4.0

Installation

Functional Update 4.0 updates the MENUi tool with backup/restore functionality. With it, you can copy menu information from one system to another, or just keep it as a backup. This functional update also includes minor bug fixes.

The steps that are required are as follows:

	1.	Create a save file (SAVF) on the System i using the command: CRTSAVF QGPL/#MENUIFU4
	2.	Download the MENUIFU4 save file (SAVF) from the www.foursquares.ca website to C:\ using your favorite web browser.
	3.	FTP the downloaded save file (SAVF) to your System i into library <i>QGPL</i> into the save file <i>#MENUIFU4</i> created above.
		**** BE SURE YOU HAVE A BACKUP OF LIBRARY #MENU BEFORE YOU BEGN ****
	4.	Restore the objects in library <i>#MENUIFU4</i> using command: RSTOBJ OBJ(*ALL) SAVLIB(#MENUIFU4) DEV(*SAVF) SAVF(QGPL/#MENUIFU4) MBROPT(*ALL) ALWOBJDIF(*ALL) RSTLIB(#MENU) OUTPUT(*PRINT)
	5	Call command : CALL #MENU/XFU4001R