

**foursquares**








---

MENUi – Functional Update Installation Document 5.0

## Installation

Functional Update 5.0 updates the MENUi tool with backup/restore functionality. With it, you can copy menu information from one system to another, or just keep it as a backup. This functional update also includes minor bug fixes.

The steps that are required are as follows:

	1. Create a save file (SAVF) on the System i using the command:  CRTSAVF QGPL/#MENUIFU4
	2. Download the MENUIFU4 save file (SAVF) from the <a href="http://www.foursquares.ca">www.foursquares.ca</a> website to C:\ using your favorite web browser.
	3. FTP the downloaded save file (SAVF) to your System i into library <i>QGPL</i> into the save file <i>#MENUIFU4</i> created above.
	<b>**** BE SURE YOU HAVE A BACKUP OF LIBRARY #MENU BEFORE YOU BEGN ****</b>
	4. Restore the objects in library <i>#MENUIFU4</i> using command:  RSTOBJ OBJ(*ALL) SAVLIB(#MENUIFU4) DEV(*SAVF) SAVF(QGPL/#MENUIFU4) MBROPT(*ALL) ALWOBJDIF(*ALL) RSTLIB(#MENU) OUTPUT(*PRINT)
	5. Call command :  CALL #MENU/XFU4001R