

foursquares







MENUi – Hot Fix Installation Document 1.0

Installation

Hot Fix 1.0 updates the MENUi tool menu designer to correctly handle text and place holder options during the mark and paste functionality. A list of objects updated can be found in source file #XSRCHF1, member README in library #MENUi.

The steps that are required are as follows:

	1.	Create a save file (SAVF) on the System i using the command: CRTSAVF QGPL/#MENUHF1
	2.	Download the MENUHF1 save file (SAVF) from the www.foursquares.ca website to C:\ using your favorite web browser.
	3.	FTP the downloaded save file (SAVF) to your System i into library <i>QGPL</i> into the save file # <i>MENUHF1</i> created above.
		**** BE SURE YOU HAVE A BACKUP OF LIBRARY #MENU BEFORE YOU BEGN ****
	4.	Restore the objects in library # <i>MENUHF1</i> using command: RSTOBJ OBJ(*ALL) SAVLIB(#MENUHF1) DEV(*SAVF) SAVF(QGPL/#MENUHF1) MBROPT(*ALL) ALWOBJDIF(*ALL) RSTLIB(#MENU) OUTPUT(*PRINT)