

foursquares







MENUi – Hot Fix Installation Document 2.0

Installation

Hot Fix 2.0 updates the retrieval and use of global color attributes for text options. A list of objects updated can be found in source file #XSRCHF2, member README in library #MENUi.

The steps that are required are as follows:

	1.	Create a save file (SAVF) on the System i using the command: CRTSAVF QGPL/#MENUHF2
	2.	Download the MENUHF2 save file (SAVF) from the www.foursquares.ca website to C:\ using your favorite web browser.
	3.	FTP the downloaded save file (SAVF) to your System i into library QGPL into the save file #MENUHF2 created above. **** BE SURE YOU HAVE A BACKUP OF LIBRARY #MENU BEFORE YOU BEGN ****
	4.	Restore the objects in library #MENUHF2 using command: RSTOBJ OBJ(*ALL) SAVLIB(#MENUHF2) DEV(*SAVF) SAVF(QGPL/#MENUHF2) MBROPT(*ALL) ALWOBJDIF(*ALL) RSTLIB(#MENU) OUTPUT(*PRINT)