

**foursquares**







---

MENUi – Hot Fix Installation Document 3.0

## Installation

Hot Fix 3.0 updates the call procedure. User profiles with limited capabilities could not run a command that was not specifically set to allow limited users to do so. A list of objects updated can be found in source file #XSRCHF3, member README in library #MENUi.

The steps that are required are as follows:

|   |    |  |
|---|----|--|
|  | 1. | Create a save file (SAVF) on the System i using the command:<br>CRTSAVF QGPL/#MENUHF3  |
|  | 2. | Download the MENUHF3 save file (SAVF) from the <a href="http://www.foursquares.ca">www.foursquares.ca</a> website to C:\ using your favorite web browser.                                  |
|  | 3. | FTP the downloaded save file (SAVF) to your System i into library QGPL into the save file #MENUHF3 created above.  |
|   |    | <b>**** BE SURE YOU HAVE A BACKUP OF LIBRARY #MENU<br/>BEFORE YOU BEGN ****</b>  |
|  | 4. | Restore the objects in library #MENUHF3 using command:<br>RSTOBJ OBJ(*ALL) SAVLIB(#MENUHF3) DEV(*SAVF)<br>SAVF(QGPL/#MENUHF3) MBROPT(*ALL)<br>ALWOBJDIF(*ALL) RSTLIB(#MENU) OUTPUT(*PRINT) |